



Dongguan Zhiding Electronics Technology Co., LTD

No.8, Yinling Industry Zone, Xiaqiao, Dongcheng District,

Dongguan, Guangdong, China

Tel:86-0769-22665151 Fax:86-0769-22665155 Contact: Elsa Xiao Email: sales@zhidingled.com

Lcd led backlight strip

Multiple color 5050 single color or RGB IP40 lcd led backlight strip indoor and outdoor.

Code	ZD-S5050
LED Types	SMD 5050
LED Chip	Epistar
LED Qty	60leds/m
Power	14.4w/m
IP Rating	IP40
Size	L5000mmxW12mmxH2mm
CCT	Single color or RGB
Warranty	3years
Cuttable	Yes



Description :

ZHIDING flexible strips, it runs 5 meters a reel and it stands out with the remarkably light output. With CCT 6000K each meter gives 450 lumens mean while the whole strip gets no heat. Besides white color CCT 3000K, 4000-4500K and 6000K, other colors are also offered to customers. It definitely will be considered a good light source for signage, contour and canopy decorative purpose.

LED strips product is designed to be easily used by end users which has no professional technology at all. Consumers can cut the strip along the marks on PCB and do the join work again with our connector, so no any length of will be wasted.



- SMD5050
- SMD2835
- SMD5630

- 5m as the standard packing length
- Packing material is antistatic hot-sealing film bag
- Cuttable every 6 LEDs (one line)

- 3M adhesive tape on ribbon backside
- Ribbon width 16mm
- Waterproof or non-waterproof customized
- LED distance 8.3mm and cut section length 50mm.

The parameter has been signed on the label, please note it when use.

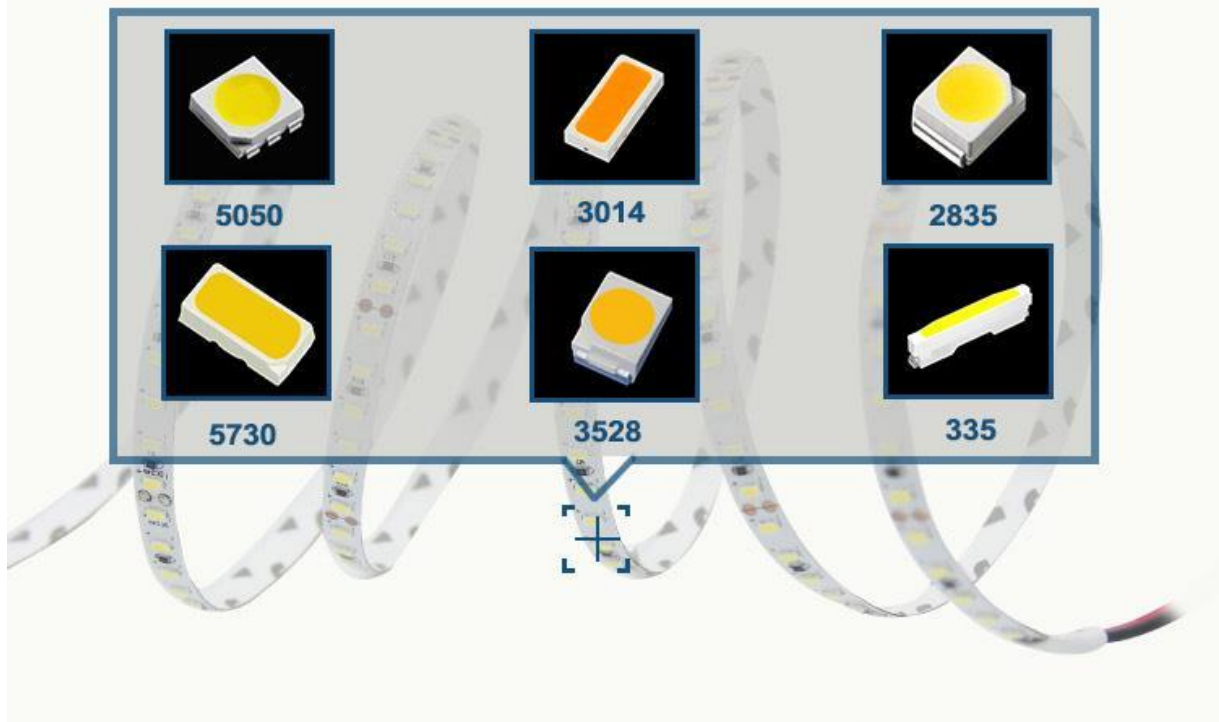
Low heat, energy saving, low power consumption, long service life.
Best replacement for traditional light sources.

Possible applications

- Cove lighting
- Architectural lights for canopy, corridor, window, archway
- Backlight or edge lighting for signage
- DIY lights for home use- Path and contour marking
- Decorative lights for holiday, event, show, exhibition



Can be customized



If you have purchased a series of our light strips, please read the instructions below carefully. Or contact us for more help with the use.

How to install the led strip?

How to install the LED strip light

How to INSTALL

STEP1

Please prepare all the required accessories before connecting and wiring (see the Parameter and Accessories Details table). If lack something, Please make another order of accessories.

STEP2

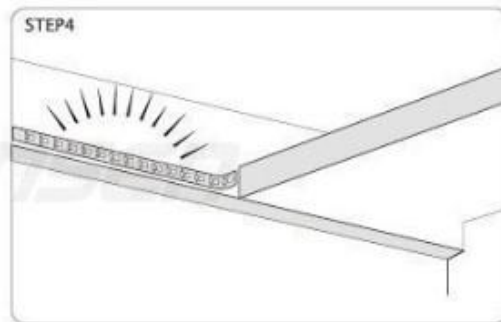
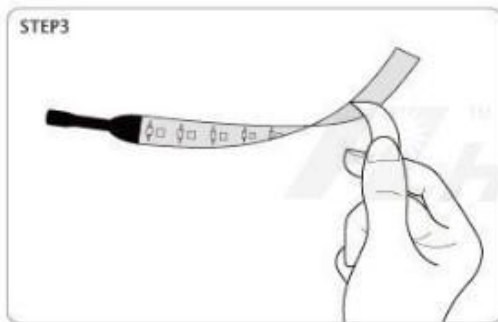
If you want to cut this strip light, please refer to the detail instructions of LED Strip DIY.

STEP3

Tear off the covering of LED strip light.

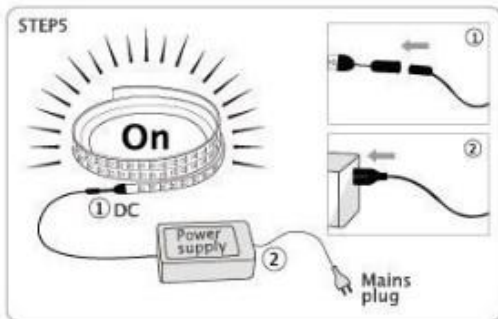
STEP4

Stick up the adhesive strip onto where you want to use it.



STEP5

Connect the DC plug of adapter into the DC port of LED strip, and connect another plug of adapter into the mains socket.



Equipped with the most advanced equipment in the industry, it can fully meet the delivery requirements of customers. Using a professional ERP system, you can integrate the company's manufacturing resources to achieve optimal performance. Professional engineering and technical personnel provide services to provide one-on With rigorous quality system, has a fully enclosed anti-static dust-free workshop. The location is excellent, and there are a wealth of external resources and logistics arrangements that can provide guarantees for customer delivery.

Why Choose Us?

Your inquiry for our products or prices will be replied in 24 hours.

We offer the OEM and ODM service.

Protection of your sales area, ideas of design and all your private information.

We guarantee both quality and service regardless of your big or small order.
Advanced equipment and good materials: ASM machine, good chips and epoxy resin.

WELCOME TO CONTACT US>>>>WWW.ZHIDINGLED.COM



Oversea Sales Manager
Elsa Xiao
E-mail:sales@zhidingled.com
Skype: elsa.xiao0418
Mobile: 86-13412570091
WhatsApp: 86-13412570091
Tel: 86-769-22665151
Fax:86-769-22665155